

INTRODUCTION TO TOURISM

PARTICIPANT'S WORKBOOK



THE COMMONWEALTH *of* LEARNING
1285 West Broadway
Suite 600
Vancouver, British Columbia
Canada V6H 3X8
Telephone: 604 775 8200
Fax: 604 775 8210
<http://www.col.org>
email: info@col.org

NATIONAL INSTITUTE OF TECHNOLOGY
Private Mail Bag 015
Port Vila, Vanuatu
Telephone (678) 22294 & 22295
Fax: (678) 24825

THE OPEN POLYTECHNIC OF NEW ZEALAND
Wyndrum Avenue
Lower Hutt, New Zealand
Telephone 04 913 5300
Facsimile 04 913 5308
<http://www.openpolytechnic.ac.nz>
Private Bag 31914, Lower Hutt

Introduction to Tourism is a regional Pacific project commissioned by The Commonwealth of Learning.

This edition : September 2002

Written and designed by :

Willie Tapasei and **Enny Kalwajin**, Vanuatu Institute of Technology and

Paul Wightman, Instructional Designer, The Open Polytechnic of New Zealand.

Edited by: The Open Polytechnic of New Zealand.

Project managed by **Jenny Williams**, The Open Polytechnic of New Zealand.

Contents

The participant's workbook

- Module 1 What is a tourist?
- Module 2 What is tourism?
- Module 3 Where do tourists go?
- Module 4 Why do they come to my village?
- Module 5 Good things from tourists
- Module 6 Bad things from tourists
- Module 7 Things I need to know about tourists
- Module 8 Things I need to take care of for tourists
- Module 9 Eco-tourism
- Module 10 Keeping the culture alive
- Module 11 Who is involved in tourism in my area?
- Module 12 Opportunities for me

Checklist


Further study

The participant's workbook

This course will make you think about tourists.

As you go through this workbook you will look at

- where tourists come from
- why they come here and
- the things they like to do when they are here
- things you should know about tourists
- good things and bad things that can come from tourism
- people and places involved in tourism in your area.



Module 1


What is a tourist?

What do you think a tourist is?


Talk to your friends and family and ask them what they think a tourist is.

Put a tick (✓) by the people in this list you think are tourists.

- Your neighbour going shopping
- Friends visiting you from another country
- An Australian in your country
- Your Aunty visiting you from another village
- A family from Noumea on holiday
- Someone going to work
- Friends visiting you from another island

Now put a  around people who come from your country.

These are ***Domestic*** tourists.

Now put a  around people who come from another country.

These are ***International*** tourists.

Why do tourists come to this country?

Look at the photos below. They all show some reasons for tourists coming here. What are they?

Photo
people on
beach

Photo
Custom
dance

Photo
Business
meeting

Photo
Islands and
sea

Photo
Casino

Photo
Diving

Photo
Family on
holiday

Photo
Tour group

Photo
Family event
eg wedding

Sporting
event
eg golf
tournament

Module 2

What is tourism?

Watch the video about tourism in this country.

Which of these did you see on the video?

Photo
aircraft

Photo
market

Hotels/
accommo-
dation

Photo
Cruise ship

Photo
banks

Photo
Diving

Photo
Taxi

Photo
restaurants

Photo
bus

Module 3

Where do tourists go?

Where do tourists go in Vanuatu?

Draw a line from each picture to the places in Vanuatu where they belong on the map.

Talk to family and friends about what you see in the pictures.

The diagram consists of a central rectangular box labeled "Map of Vanuatu". Surrounding this central box are ten smaller rectangular boxes, each containing a text label. The labels are: "scenic" (top center), "cruise ships" (top right), "Town/city" (top left), "airport" (middle right), "Resort" (middle left), "Hotels" (bottom right), "Cultural centre" (bottom left), "Tourist beach" (bottom right, lower), "Scenic volcano" (bottom center), and "other" (bottom right, lower).

Now mark on the map of **your island** these places.

- Main towns and villages
- Cultural areas (for example places for custom dancing, for ceremonies, for weddings)
- Gardens
- Scenic places – mountains, waterfall, volcanos
- Resorts
- Tourist beaches
- Main hotels
- Other tourist accommodation
- Tourist attractions – diving, markets
- Custom villages

(Your tutor will give you a map for your island/location.)

Module 4

Why do they come to my village?

Work together with your family, friends and others on the course.
Talk about why visitors may come to your village.

Put a tick (✓) by any of these pictures that show things you have in your village

Village life	Swimming/diving/ bush walking	Arts/crafts
Hotel resort	Custom dancing	Waterfall or other beautiful scenery
Add others – business, shopping, local scene, bungalows, market etc		

What other things do tourists come to see or do?

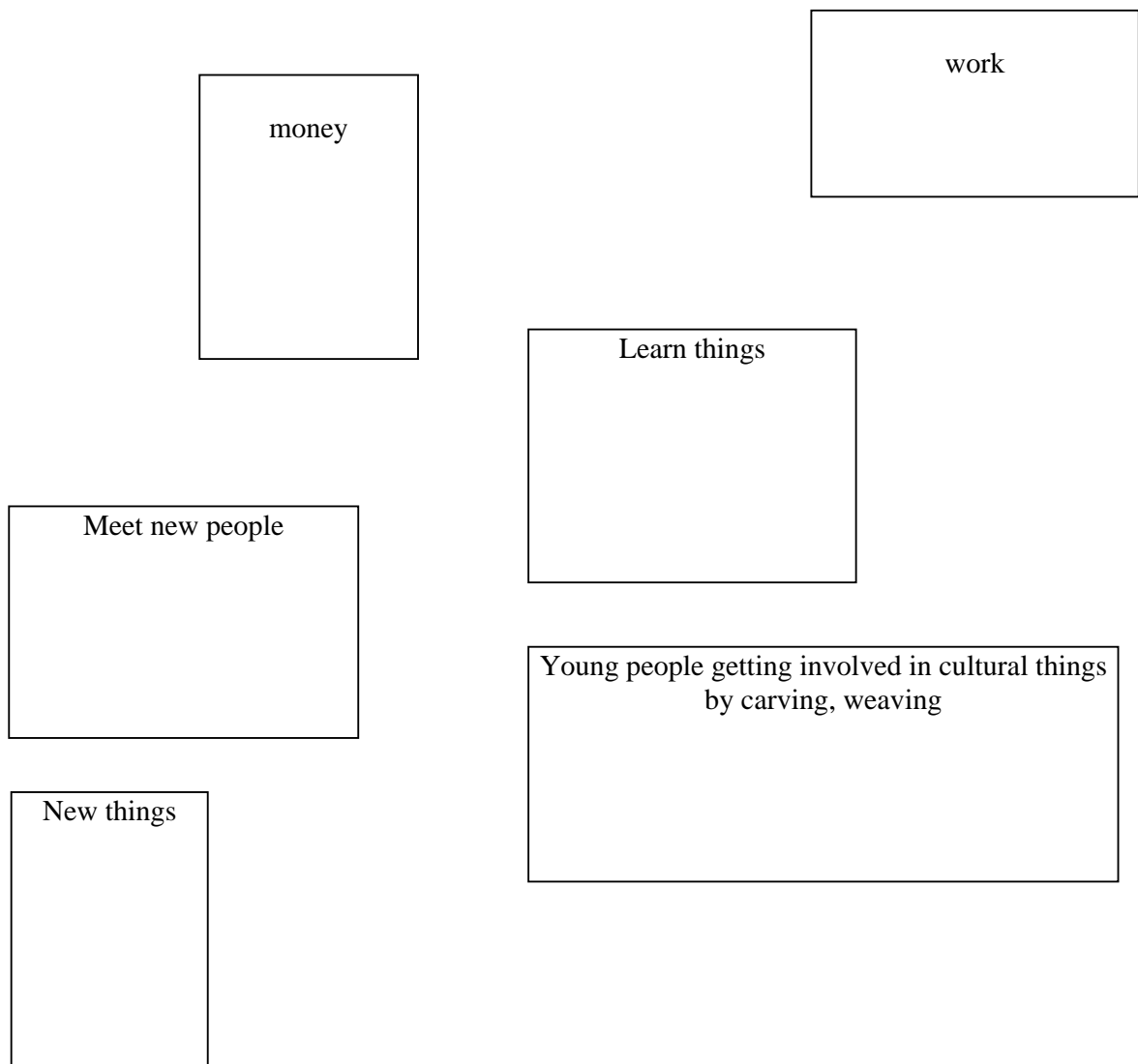
Module 5

Good things from tourists

Talk to friends, family and other course participants about the good things you can get from working with tourists.

Listen to the stories on the tape.

Talk about these pictures.



What other good things did you find?

Module 6

Bad things from tourists

Talk to friends, family and other course participants about the bad things that can come from working with tourists.

Listen to the stories on the tape.

Talk about these.

exploitation

Affects our way of life

Tourists take over our
place

Loss of culture

Bad ideas for kids

Others
eg McDonalds/fast food;
Everything costs more

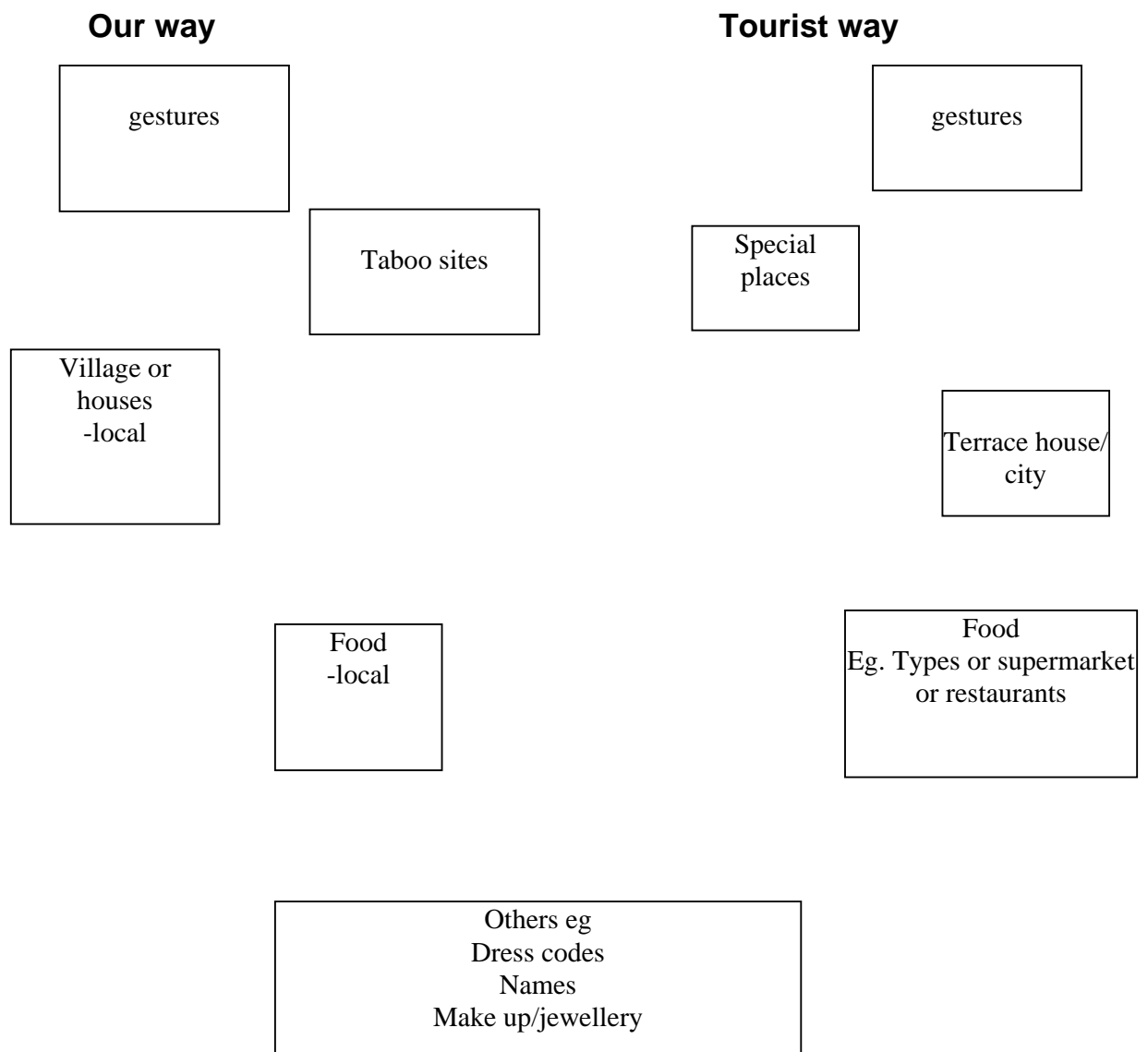
What other bad things did you find?

Module 7

Things I need to know about tourists

Talk to friends, family and other course participants about things a tourist may see differently.

Match the pictures:



Module 8

Things I need to take care of for tourists

Talk to friends, family and other course participants about the kinds of food and water that tourist will need.

Tick (✓) the pictures of those that are OK for tourists and put an (x) by those that may be unsafe.

Raw (undercooked) meat/fish	Hands preparing food
Water tap	Well for water
Cooked food	Others eg mosquito net, bathroom/ toilet system, bedding
River (bucket)	Bottled water

Put an (X) by the pictures that can be bad for tourists and a tick (✓) by those that help them.

mosquito

Sun block cream

The sun
Red people on
beach?

Insect
repellent
can

Door screens

sandshoes

Poison animal or insect

Poison plant

hats

others

Module 9

Eco-tourism

Talk to friends, family and other course participants about the way a tourist hopes to see your village.

Tick (✓) the pictures of those that tourists would like and put an (x) by those that the tourist would not like to see.

Abandoned building	Forest in its natural state	Cleared forest
Traditional farming, gardens		
Natural village scene	Wrong type of building	Litter – cans /paper
Clean shore/river /beach		Wrecked car

Module 10

Keeping the culture alive

Talk to friends, family and other course participants about cultural activities that you can share with tourists.

Write down (or draw a picture of) three cultural activities or ceremonies that you are happy to share.

-

-

-

Write down (or draw a picture of) two cultural activities or ceremonies that you would not share with tourists.

-

-

Explain your choices to the other course participants.

Module 11

Who is involved in tourism in my area?

What people do you know in your area that work with tourists?

-
-
-
-

Write down contacts or names of people you know for some of these:

- Farmers
- Women's associations
- Youth/ cultural groups
- Church
- Families
- Transport operators
- Chiefs
- Local tour guides
- Others

Module 12

Opportunities for me

Think about each module in this course.

What tourism opportunities or things that interest you can you remember from each one?

Module		Opportunity or interest
1	<div style="border: 1px solid black; padding: 5px; width: fit-content; margin: 0 auto;">Picture from mod 1</div>	
2	<div style="border: 1px solid black; padding: 5px; width: fit-content; margin: 0 auto;">Picture from mod 2</div>	
3	<div style="border: 1px solid black; padding: 5px; width: fit-content; margin: 0 auto;">Picture from mod 3</div>	

Add in the same for each of the other modules

- 4
- 5
- 6
- 7
- 8
- 9
- 10
- 11

Checklist

What can you do and what do you know after doing this workbook?

Put a tick (✓) for YES.

- I know where tourists come from.
- I know why tourists come and the things they like to do when they are here.
- I understand some of the good and bad things that can come from tourism.
- I understand some of our things that can be bad for tourists.
- I can find information about tourist businesses in my area.

If you put a lot of ✓, 😊 well done!

If you didn't put a lot of ✓, you could ask your tutor to explain some of those things again.

Further study

If you want to learn more about running a business or becoming involved in tourism, find out about these courses:

(The delivering institution is to add relevant courses that participants may like to consider.)